



# Winton Motor Raceway

## Round 2 : March 12 - 14



### AUSTRALIAN SUPERSPORT 300 CHAMPIONSHIP

Date: 12/03/21  
 Event: P13  
 Weather: Partly cloudy - Temp: 29.2C  
 Track: Dry - Temp: 40.8C

### Practice 3

Started at: 14:46:43  
 Laps: 20 Min  
 Starters: 33  
 Printed at: 15:48


### CLASSIFICATION

Pos	No	Name	Machine	Fastest Lap	On Lap	Behind Leader	Behind Prev
1	50	Carter THOMPSON (NSW) / MotoStars / RS+C / Doctor Mak / Yamaha / YRD / Motul / Pirelli	Yamaha YZF-R3	1:30.632	7 of 12		
2	72	Benjamin BAKER (NSW) / YRD / YMI / Shoei / Alpinestar / West Sliders / SCK / Utech Design	Yamaha YZF-R3	1:31.835	3 of 12	1.203	1.203
3	88	Joseph MARINIELLO (VIC) / Traction Control M-sport / In House Innovations / Earmold Aus / Goodlife Health	Kawasaki Ninja	1:32.069	10 of 10	1.437	.234
4	11	Brandon DEMMERY (NSW) / Mini Rev Heads / YRD / 2 Thugs Customs / RWW / Kenma	Yamaha YZF-R3	1:32.328	9 of 11	1.696	.259
5	59	Tom DRANE (NSW) / Construction Supply Specialists / IC Cons / MD Steel	Yamaha YZF-R3	1:32.382	11 of 11	1.750	.054
6	121	Reece OUGHTRED (VIC) / ProGP Racing / Dynoverks / Flux Fitness / Moto Go / TT Motorcycles / JAG / Sign Pro	Yamaha YZF-R3	1:32.611	7 of 10	1.979	.229
7	99	Jacob HATCH (NSW)	Yamaha YZF-R3	1:32.625	5 of 12	1.993	.014
8	63	Clay CLEGG (NSW) / Williamson Bros / Akubra / Mavin Truck Centre / Central West Electrical	Yamaha YZF-R3	1:32.743	9 of 12	2.111	.118
9	47	Zylas BUNTING (NSW) / PROWORX / Blayney M-c / Well Sprung M-c Suspension / Penrite Oil	Kawasaki Ninja	1:32.982	6 of 8	2.350	.239
10	3	Cameron DUNKER (NSW) / MotoStars / RS+C / Doctor Mak / Yamaha / YRD / Motul / Pirelli	Yamaha YZF-R3	1:33.123	4 of 12	2.491	.141
11	32	Jai RUSSO (NSW) / Russo Performance / YRD Yamaha / GTR MotoStars / Ricondi / AGV / TCX	Yamaha YZF-R3	1:33.268	9 of 12	2.636	.145
12	39	Glenn NELSON (QLD) / Buddys Pest Control / Dynoverks / XXX Suspension	Yamaha YZF-R3	1:33.370	5 of 12	2.738	.102
13	97	Peter NERLICH (VIC) / PROWORX / Blayney M-c / Well Sprung M-c Suspension / Penrite Oil	Kawasaki Ninja	1:33.396	5 of 12	2.764	.026
14	78	Caleb GILMORE (MWT) / Metcher Motorsport / Siemec / Fusport / Yamaha / YRD / YamaLube	Yamaha YZF-R3	1:33.586	5 of 10	2.954	.190
15	49	Jake FARNSWORTH (NSW) / Full Noise Racing / Worth Race Developments / Freestyle Tattoo Studio	Kawasaki Ninja	1:33.689	10 of 11	3.057	.103
16	12	Henry SNELL (QLD)	Yamaha YZF-R3	1:33.915	4 of 13	3.283	.226
17	355	Laura BROWN (NSW) / Bikebiz / TheBareBird / S hark Helmets / IXON / Falco Motorcycle Boots	Yamaha YZF-R3	1:33.977	10 of 11	3.345	.062
18	37	Patrick BOGNAR (QLD) / Dynoverks / OMC / Ricondi / Signpro	Yamaha YZF-R3	1:34.006	9 of 12	3.374	.029
19	25	Brodie GAWITH (VIC)	Yamaha YZF-R3	1:34.143	7 of 12	3.511	.137
20	181	Liam WATERS (QLD) / Moto-shed	Yamaha YZF-R3	1:34.488	11 of 12	3.856	.345
21	35	Varis FLEMING (VIC)	Yamaha YZF-R3	1:34.571	6 of 10	3.939	.083
22	91	Taiyo AKSU (QLD) / OP Racing / MMM Motorcycles	Yamaha YZF-R3	1:34.643	8 of 12	4.011	.072
23	95	Matthew RINDEL (VIC) / Gears Racing / Mick Hone M-cycles / Woodcraft / Top Hat Barber Shop / AMX	Yamaha YZF-R3	1:34.941	3 of 12	4.309	.298
24	22	Zackary JOHNSON (VIC)	Kawasaki Ninja	1:35.018	4 of 4	4.386	.077
25	16	James JACOBS (NSW) / X-Lite / Nedlands Studio / Bridgestone / Lucas Oils / EK Chains / Mototrack	Kawasaki Ninja	1:35.066	3 of 11	4.434	.048
26	110	Zakary PETTENDY (NSW) / bikesales.com.au	Yamaha YZF-R3	1:35.190	9 of 11	4.558	.124
27	20	Jonathan NAHLOUS (NSW) / Complete AV	Kawasaki Ninja	1:35.385	11 of 12	4.753	.195
28	7	Zane KINNA (VIC) / MotoGC Yamaha / Dynoverks	Yamaha YZF-R3	1:35.387	2 of 12	4.755	.002
29	17	Oliver SHORT (VIC) / MotoHeaven / James OHagen Photography / Marlo Hotel / Eastern Signs	Kawasaki Ninja	1:35.601	10 of 12	4.969	.214
30	45	Jamie PORT (VIC) / Yamaha / AGV / Pirelli / Motul / Ricondi / Verafire	Yamaha YZF-R3	1:36.735	4 of 10	6.103	1.134
31	51	Samuel PEZZETTA (SA) / Donna Hoeymakers / Unitech Racing / Remo Contractors / SA Profiling	Yamaha YZF-R3	1:37.946	6 of 12	7.314	1.211
32	34	Benjamin ANGELIDIS (ACT) / Full Noise Racing / Freestyle Tattoo Studio / Worth Race Developments	Kawasaki Ninja	1:38.722	10 of 12	8.090	.776
33	56	Jesse WOODS (TAS) / Badger Racing / Tyga Performance / Rodney Creed Chartered Accountant	Kawasaki Ninja	1:39.463	8 of 9	8.831	.741

Current qualifying record for SS300 class - 1:31.416 by Max STAUFFER (NSW) on a Yamaha YZF-R3 set on 08/09/18

  
 Chief Timekeeper - Scott Laing

  
 Race Director - Tom Williams

  
 Clerk of Course - Paul Hinds





# Winton Motor Raceway

## Round 2 : March 12 - 14



### AUSTRALIAN SUPERSPORT 300 CHAMPIONSHIP

Date: 12/03/21  
 Event: P13  
 Weather: Partly cloudy - Temp: 29.2C  
 Track: Dry - Temp: 40.8C

### Practice 3

Started at: 14:46:43  
 Laps: 20 Min  
 Starters: 33  
 Printed at: 15:48

### LAP TIMES

No	Name	Lap 1	Lap 2	Lap 3	Lap 4	Lap 5	Lap 6	Lap 7	Lap 8	Lap 9	Lap 10	Lap 11	Lap 12	Lap 13
12	Henry SNELL (QLD)	1:47.621	1:35.093	1:34.360	<b>1:33.915</b>	1:35.090	1:35.026	1:35.202	1:34.148	1:34.355	1:35.182	1:37.189	1:46.221	1:41.785
25	Brodie GAWITH (VIC)	1:47.646	1:35.487	1:35.516	1:51.240	2:11.109	1:48.722	<b>1:34.143</b>	1:36.945	2:15.154	1:46.698	1:36.483	1:36.838	
37	Patrick BOGNAR (QLD)	1:48.116	1:34.435	1:34.681	1:34.352	1:34.214	1:34.748	2:22.536	1:43.977	<b>1:34.006</b>	1:38.855	1:34.652	1:34.883	
39	Glenn NELSON (QLD)	1:44.773	1:34.292	1:36.291	1:34.274	<b>1:33.370</b>	2:20.789	1:44.171	1:40.299	1:34.469	1:34.203	1:34.682	1:35.767	
99	Jacob HATCH (NSW)	1:43.030	1:33.923	1:36.835	1:34.083	<b>1:32.625</b>	2:19.965	1:46.058	1:39.615	2:03.994	1:37.316	1:33.381	2:08.612	
72	Benjamin BAKER (NSW)	1:46.580	1:31.969	<b>1:31.835</b>	2:58.074	1:38.228	1:34.763	1:36.460	1:34.343	1:33.341	1:32.320	1:32.115	1:31.930	
95	Matthew RINDEL (VIC)	1:46.832	1:35.453	<b>1:34.941</b>	1:35.384	1:35.662	1:35.332	1:35.041	1:35.702	1:37.103	1:35.276	2:13.680	1:41.646	
91	Taiyo AKSU (QLD)	1:44.442	1:35.847	2:06.976	1:39.778	1:34.706	1:35.542	1:35.080	<b>1:34.643</b>	1:35.171	2:36.386	1:49.807	1:40.630	
45	Jamie PORT (VIC)	1:45.101	1:38.083	1:37.199	<b>1:36.735</b>	2:53.242	1:41.895	1:37.577	1:38.222	3:45.429	1:43.152			
88	Joseph MARINIELLO (VIC)	1:39.887	1:33.238	1:32.699	1:33.727	1:32.546	2:02.588	1:34.083	3:17.599	1:40.206	<b>1:32.069</b>			
110	Zakary PETTENDY (NSW)	1:44.898	1:40.692	1:36.963	1:36.317	1:35.422	3:26.522	1:47.530	1:37.722	<b>1:35.190</b>	1:35.279	1:35.309		
11	Brandon DEMMERY (NSW)	1:34.425	1:34.084	1:34.879	1:33.298	2:20.335	1:46.148	1:36.588	1:33.204	<b>1:32.328</b>	2:24.187	1:47.773		
7	Zane KINNA (VIC)	1:35.890	<b>1:35.387</b>	1:35.626	1:36.176	1:37.856	1:36.450	1:36.759	1:37.322	1:38.007	1:35.836	1:37.929	1:39.643	
20	Jonathan NAHLOUS (NSW)	1:45.130	1:37.064	1:35.940	1:36.544	1:39.378	1:36.310	2:14.293	1:50.238	1:36.133	1:37.666	<b>1:35.385</b>	1:36.202	
355	Laura BROWN (NSW)	1:42.006	1:36.982	1:35.072	2:37.918	1:39.680	1:35.059	1:42.078	2:46.619	1:43.600	<b>1:33.977</b>	1:35.783		
47	Zylas BUNTING (NSW)	1:40.209	1:37.481	1:34.743	1:40.375	1:33.704	<b>1:32.982</b>	1:33.635	2:24.147					
22	Zackary JOHNSON (VIC)	1:42.613	1:35.495	1:41.519	<b>1:35.018</b>									
97	Peter NERLICH (VIC)	1:42.345	1:35.310	1:40.149	1:33.609	<b>1:33.396</b>	1:33.593	1:35.335	2:44.260	1:36.786	1:33.933	1:34.034	1:34.805	
51	Samuel PEZZETTA (SA)	1:47.341	1:39.614	1:38.861	1:38.271	1:38.333	<b>1:37.946</b>	1:39.683	1:41.212	1:38.527	1:39.126	1:38.901	1:38.610	
16	James JACOBS (NSW)	1:51.010	1:36.658	<b>1:35.066</b>	1:35.533	2:09.825	1:46.609	1:35.656	2:32.620	1:51.763	1:40.728	1:35.743		
56	Jesse WOODS (TAS)	1:46.682	1:40.829	1:40.918	1:39.698	1:40.118	1:41.043	1:39.701	<b>1:39.463</b>	1:40.309				
17	Oliver SHORT (VIC)	1:46.551	1:38.210	1:37.428	1:37.707	1:38.084	1:38.520	1:52.884	1:38.022	1:36.410	<b>1:35.601</b>	1:35.858	1:35.809	
181	Liam WATERS (QLD)	1:44.604	1:36.383	1:36.069	1:36.092	1:36.174	1:35.787	1:35.589	1:38.760	1:34.531	1:35.240	<b>1:34.488</b>	1:34.816	
63	Clay CLEGG (NSW)	1:43.427	1:36.428	1:37.036	1:35.169	2:46.488	1:39.660	1:34.815	1:34.388	<b>1:32.743</b>	1:33.353	1:32.763	1:34.238	
32	Jai RUSSO (NSW)	1:45.661	1:37.833	2:01.176	1:40.131	1:33.695	1:34.274	2:19.325	1:36.879	<b>1:33.268</b>	1:35.012	1:33.425	1:39.644	
59	Tom DRANE (NSW)	1:42.888	1:32.694	1:58.451	1:42.910	1:33.695	1:34.247	2:17.467	1:37.287	1:32.451	1:34.345	<b>1:32.382</b>		
34	Benjamin ANGELIDIS (ACT)	1:49.498	1:39.589	1:39.549	1:40.372	1:42.025	1:39.590	1:38.762	1:40.428	1:39.585	<b>1:38.722</b>	1:39.648	1:51.565	
3	Cameron DUNKER (NSW)	1:45.117	1:33.986	1:35.514	<b>1:33.123</b>	1:33.503	1:33.933	2:28.119	1:38.279	1:33.574	1:34.065	1:34.310	1:37.678	
78	Caleb GILMORE (MWT)	1:44.586	1:33.694	1:34.708	1:33.675	<b>1:33.586</b>	4:43.873	1:47.000	1:35.971	1:33.654	1:33.669			
50	Carter THOMPSON (NSW)	1:36.008	1:31.610	1:31.578	1:31.627	1:31.215	1:31.006	<b>1:30.632</b>	2:10.525	1:35.558	1:33.644	1:35.069	1:35.098	
121	Reece OUGHTRED (VIC)	1:39.158	1:33.548	1:33.582	2:48.187	1:37.835	1:33.184	<b>1:32.611</b>	2:07.281	1:36.187	1:34.234			
49	Jake FARNSWORTH (NSW)	1:47.332	1:35.751	1:35.877	1:34.614	1:34.771	1:35.201	1:37.259	1:35.187	1:33.905	<b>1:33.689</b>	1:33.855		
35	Varis FLEMING (VIC)	2:16.894	1:39.694	1:35.782	1:35.607	1:34.637	<b>1:34.571</b>	1:34.871	1:34.985	1:37.596	1:36.723			

*Scott Laing*  
 Chief Timekeeper - Scott Laing

*Tom Williams*  
 Race Director - Tom Williams

*Paul Hinds*  
 Clerk of Course - Paul Hinds





# Winton Motor Raceway

## Round 2 : March 12 - 14



### AUSTRALIAN SUPERSPORT 300 CHAMPIONSHIP

Date: 12/03/21  
 Event: P13  
 Weather: Partly cloudy - Temp: 29.2C  
 Track: Dry - Temp: 40.8C

#### Practice 3

Started at: 14:46:43  
 Laps: 20 Min  
 Starters: 33  
 Printed at: 15:48

#### SPLIT TIMES

Lap	Split 1	Split 2	Split 3	Split 4	Lap Time	Spd	Lap	Split 1	Split 2	Split 3	Split 4	Lap Time	Spd
<b>12 Henry SNELL (QLD) (16th)</b>							2	13.476	15.652	33.270	31.894	1:34.292	162
1	24.620	16.737	33.825	32.439	1:47.621 P		3	<b>13.254</b>	15.738	33.125	34.174	1:36.291	163
2	13.563	15.896	33.455	32.179	1:35.093	159	4	13.292	<b>15.561</b>	33.250	32.171	1:34.274	164
3	13.377	15.852	33.263	<b>31.868</b>	1:34.360	159	5	13.286	15.568	<b>32.787</b>	<b>31.729</b>	<b>1:33.370</b>	161
4	<b>13.317</b>	<b>15.601</b>	<b>33.035</b>	31.962	<b>1:33.915</b>	160	6	13.293	15.711	32.914	1:18.871	2:20.789	160
5	13.404	15.926	33.581	32.179	1:35.090	159	7	20.809	16.714	33.603	33.045	1:44.171 P	
6	13.630	15.861	33.117	32.418	1:35.026	161	8	14.108	16.231	36.689	33.271	1:40.299	161
7	13.421	16.053	33.385	32.343	1:35.202	160	9	13.581	15.603	32.861	32.424	1:34.469	157
8	13.367	15.649	33.110	32.022	1:34.148	161	10	13.437	15.612	33.041	32.113	1:34.203	158
9	13.430	15.796	33.087	32.042	1:34.355	158	11	13.594	15.648	33.162	32.278	1:34.682	157
10	13.379	16.158	33.456	32.189	1:35.182	158	12	13.625	15.938	33.763	32.441	1:35.767	155
11	13.467	16.333	33.695	33.694	1:37.189	159	<b>99 Jacob HATCH (NSW) (7th)</b>						
12	14.391	17.480	39.424	34.926	1:46.221	158	1	20.604	16.394	33.038	32.994	1:43.030 P	
13	13.992	16.658	36.771	34.364	1:41.785	157	2	13.385	15.691	32.834	32.013	1:33.923	161
<b>25 Brodie GAWITH (VIC) (19th)</b>							3	13.158	15.727	33.144	34.806	1:36.835	158
1	24.243	16.799	33.917	32.687	1:47.646 P		4	13.258	15.506	33.014	32.305	1:34.083	160
2	13.674	16.099	33.302	32.412	1:35.487	157	5	<b>13.107</b>	<b>15.463</b>	32.547	<b>31.508</b>	<b>1:32.625</b>	160
3	13.666	15.872	33.502	32.476	1:35.516	156	6	13.189	15.521	32.364	1:18.891	2:19.965	160
4	13.701	26.297	38.399	32.843	1:51.240	155	7	22.573	16.753	33.629	33.103	1:46.058 P	
5	13.883	16.180	34.077	1:06.969	2:11.109	155	8	13.488	16.087	36.538	33.502	1:39.615	161
6	26.855	16.146	33.089	32.632	1:48.722 P		9	13.399	15.519	32.752	1:02.324	2:03.994	153
7	<b>13.428</b>	<b>15.759</b>	<b>32.748</b>	<b>32.208</b>	<b>1:34.143</b>	158	10	17.262	15.813	32.355	31.886	1:37.316 P	
8	13.789	16.232	33.694	33.230	1:36.945	155	11	13.585	15.601	<b>32.125</b>	32.070	1:33.381	160
9	13.988	16.187	34.549	1:10.430	2:15.154	155	12	13.324	15.547	32.132	1:07.609	2:08.612	156
10	23.092	16.715	34.164	32.727	1:46.698 P		<b>72 Benjamin BAKER (NSW) (2nd)</b>						
11	13.842	16.138	33.844	32.659	1:36.483	153	1	23.300	15.829	34.323	33.128	1:46.580 P	
12	13.752	16.075	34.332	32.679	1:36.838	158	2	12.961	15.308	32.456	31.244	1:31.969	162
<b>37 Patrick BOGNAR (QLD) (18th)</b>							3	12.969	15.261	<b>32.221</b>	31.384	<b>1:31.835</b>	164
1	24.823	16.719	33.845	32.729	1:48.116 P		4	13.398	15.745	33.472	1:55.459	2:58.074	168
2	13.213	15.756	33.176	32.290	1:34.435	161	5	18.750	15.755	32.457	31.266	1:38.228 P	
3	<b>13.121</b>	15.735	33.188	32.637	1:34.681	161	6	13.058	<b>15.223</b>	34.191	32.291	1:34.763	164
4	13.148	15.854	33.228	32.122	1:34.352	159	7	<b>12.917</b>	15.885	34.342	33.316	1:36.460	163
5	13.282	<b>15.571</b>	33.217	32.144	1:34.214	159	8	13.113	15.600	32.860	32.770	1:34.343	159
6	13.403	15.970	33.048	32.327	1:34.748	158	9	13.116	15.302	33.261	31.662	1:33.341	158
7	13.292	16.706	35.513	1:17.025	2:22.536	157	10	13.103	15.357	32.381	31.479	1:32.320	159
8	18.285	16.664	34.409	34.619	1:43.977 P		11	13.077	15.332	32.246	31.460	1:32.115	160
9	13.430	15.698	<b>32.919</b>	<b>31.959</b>	<b>1:34.006</b>	147	12	13.068	15.295	32.331	<b>31.236</b>	1:31.930	159
10	13.226	16.122	37.063	32.444	1:38.855	157	<b>95 Matthew RINDEL (VIC) (23th)</b>						
11	13.509	15.886	33.059	32.198	1:34.652	160	1	21.036	17.149	35.023	33.624	1:46.832 P	
12	13.454	15.817	33.402	32.210	1:34.883	160	2	13.527	16.026	<b>33.370</b>	32.530	1:35.453	165
<b>39 Glenn NELSON (QLD) (12th)</b>							3	<b>13.274</b>	15.727	33.509	32.431	<b>1:34.941</b>	165
1	22.187	16.557	33.540	32.489	1:44.773 P		4	13.423	15.769	33.581	32.611	1:35.384	164

*Scott Laing*  
 Chief Timekeeper - Scott Laing

*Tom Williams*  
 Race Director - Tom Williams

*Paul Hinds*  
 Clerk of Course - Paul Hinds





# Winton Motor Raceway

## Round 2 : March 12 - 14



### AUSTRALIAN SUPERSPORT 300 CHAMPIONSHIP

Date: 12/03/21  
 Event: P13  
 Weather: Partly cloudy - Temp: 29.2C  
 Track: Dry - Temp: 40.8C

#### Practice 3

Started at: 14:46:43  
 Laps: 20 Min  
 Starters: 33  
 Printed at: 15:48

#### SPLIT TIMES

Lap	Split 1	Split 2	Split 3	Split 4	Lap Time	Spd	Lap	Split 1	Split 2	Split 3	Split 4	Lap Time	Spd
5	13.492	15.920	33.773	32.477	1:35.662	162	10	13.166	<b>15.246</b>	<b>32.050</b>	<b>31.607</b>	<b>1:32.069</b>	158
6	13.384	15.964	33.613	32.371	1:35.332	163							
7	13.497	15.769	33.555	<b>32.220</b>	1:35.041	163	<b>110 Zakary PETTENDY (NSW) (26th)</b>						
8	13.367	15.847	34.085	32.403	1:35.702	163	1	18.358	17.468	35.402	33.670	1:44.898 P	
9	13.311	<b>15.695</b>	35.028	33.069	1:37.103	162	2	14.738	16.958	34.974	34.022	1:40.692	156
10	13.489	15.863	33.469	32.455	1:35.276	160	3	14.237	16.451	33.772	32.503	1:36.963	141
11	13.510	15.710	33.669	1:10.791	2:13.680	160	4	13.500	16.155	33.840	32.822	1:36.317	161
12	17.577	16.526	34.554	32.989	1:41.646 P		5	13.426	15.871	33.834	32.291	1:35.422	159
							6	13.859	16.015	33.524	2:23.124	3:26.522	158
<b>91 Taiyo AKSU (QLD) (22th)</b>							7	20.610	16.960	34.459	35.501	1:47.530 P	
1	19.281	16.939	34.676	33.546	1:44.442 P		8	14.811	16.379	33.462	33.070	1:37.722	123
2	13.511	16.079	33.543	32.714	1:35.847	158	9	13.739	<b>15.829</b>	<b>33.167</b>	32.455	<b>1:35.190</b>	155
3	13.424	16.014	33.234	1:04.304	2:06.976	156	10	<b>13.388</b>	15.875	33.424	32.592	1:35.279	160
4	16.998	15.921	33.818	33.041	1:39.778 P		11	13.501	16.026	33.598	<b>32.184</b>	1:35.309	159
5	<b>13.413</b>	<b>15.785</b>	33.038	32.470	1:34.706	157							
6	13.425	15.886	33.629	32.602	1:35.542	154	<b>11 Brandon DEMMERY (NSW) (4th)</b>						
7	13.583	15.982	33.015	32.500	1:35.080	154	1	30.328	18.049	35.034	33.045	1:56.456	
8	13.463	15.832	<b>32.907</b>	<b>32.441</b>	<b>1:34.643</b>	154	2	13.601	15.766	32.864	32.194	1:34.425	158
9	13.480	15.897	33.181	32.613	1:35.171	153	3	13.263	15.684	32.867	32.270	1:34.084	160
10	16.105	18.119	34.871	1:27.291	2:36.386	154	4	13.606	15.753	33.420	32.100	1:34.879	162
11	28.575	15.859	32.927	32.446	1:49.807 P		5	13.429	15.483	32.580	31.806	1:33.298	157
12	13.921	15.944	37.493	33.272	1:40.630	162	6	<b>13.153</b>	<b>15.384</b>	33.193	1:18.605	2:20.335	158
							7	22.735	16.608	33.753	33.052	1:46.148 P	
<b>45 Jamie PORT (VIC) (30th)</b>							8	13.332	15.511	33.591	34.154	1:36.588	155
1	20.098	17.008	34.915	33.080	1:45.101 P		9	13.418	15.619	32.283	31.884	1:33.204	154
2	13.852	16.623	34.563	33.045	1:38.083	159	10	13.219	15.404	<b>32.098</b>	<b>31.607</b>	<b>1:32.328</b>	155
3	13.767	16.393	34.226	32.813	1:37.199	158	11	13.303	16.163	42.065	1:12.656	2:24.187	156
4	<b>13.652</b>	<b>16.288</b>	<b>34.015</b>	<b>32.780</b>	<b>1:36.735</b>	158	12	20.189	16.706	35.467	35.411	1:47.773 P	
5	14.021	16.802	34.858	1:47.561	2:53.242	158							
6	18.055	16.662	34.390	32.788	1:41.895 P		<b>7 Zane KINNA (VIC) (28th)</b>						
7	13.950	16.320	34.164	33.143	1:37.577	157	1	30.480	18.037	35.312	33.024	1:56.853	
8	13.856	16.482	34.464	33.420	1:38.222	157	2	13.674	16.190	33.504	<b>32.522</b>	1:35.890	158
9	13.860	16.392	35.447	2:39.730	3:45.429	157	3	13.408	<b>15.717</b>	33.551	32.711	<b>1:35.387</b>	157
10	17.829	16.824	35.114	33.385	1:43.152 P		4	<b>13.377</b>	16.171	33.546	32.532	1:35.626	159
							5	13.469	16.208	33.826	32.673	1:36.176	155
<b>88 Joseph MARINIELLO (VIC) (3rd)</b>							6	13.668	16.045	34.656	33.487	1:37.856	154
1	16.953	15.766	33.876	33.292	1:39.887 P		7	14.073	16.306	33.507	32.564	1:36.450	153
2	13.195	15.632	32.578	31.833	1:33.238	160	8	13.600	16.574	33.870	32.715	1:36.759	155
3	13.037	15.396	32.426	31.840	1:32.699	162	9	13.582	15.863	34.704	33.173	1:37.322	155
4	<b>12.918</b>	15.497	33.259	32.053	1:33.727	163	10	13.866	16.450	34.336	33.355	1:38.007	155
5	13.041	15.310	32.467	31.728	1:32.546	166	11	13.583	15.975	<b>33.418</b>	32.860	1:35.836	151
6	13.027	15.867	58.957	34.737	2:02.588	163	12	13.767	16.142	34.167	33.853	1:37.929	150
7	13.535	15.642	32.903	32.003	1:34.083	153	13	14.199	16.252	34.904	34.288	1:39.643	150
8	13.572	17.431	35.097	2:11.499	3:17.599	160							
9	19.214	15.834	33.055	32.103	1:40.206 P		<b>20 Jonathan NAHLOUS (NSW) (27th)</b>						

*Scott Laing*  
 Chief Timekeeper - Scott Laing

*Tom Williams*  
 Race Director - Tom Williams

*Paul Hinds*  
 Clerk of Course - Paul Hinds





# Winton Motor Raceway

## Round 2 : March 12 - 14



### AUSTRALIAN SUPERSPORT 300 CHAMPIONSHIP

#### Practice 3

Date: 12/03/21  
 Event: P13  
 Weather: Partly cloudy - Temp: 29.2C  
 Track: Dry - Temp: 40.8C

Started at: 14:46:43  
 Laps: 20 Min  
 Starters: 33  
 Printed at: 15:48

#### SPLIT TIMES

Lap	Split 1	Split 2	Split 3	Split 4	Lap Time	Spd	Lap	Split 1	Split 2	Split 3	Split 4	Lap Time	Spd
1	18.460	16.881	35.781	34.008	1:45.130 P		3	15.036	17.099	35.862	32.152	1:40.149	160
2	13.477	16.257	34.368	32.962	1:37.064	158	4	13.133	15.495	33.051	31.930	1:33.609	160
3	13.547	16.162	33.673	32.558	1:35.940	159	5	<b>13.034</b>	<b>15.288</b>	33.174	31.900	<b>1:33.396</b>	160
4	13.587	15.994	33.901	33.062	1:36.544	157	6	13.145	15.415	<b>32.763</b>	32.270	1:33.593	157
5	13.765	15.785	34.542	35.286	1:39.378	155	7	13.454	15.674	32.870	33.337	1:35.335	157
6	13.743	15.994	33.970	32.603	1:36.310	146	8	13.132	16.784	34.505	1:39.839	2:44.260	159
7	13.538	16.215	34.397	1:10.143	2:14.293	155	9	16.017	15.841	32.927	32.001	1:36.786 P	
8	27.847	15.931	<b>33.658</b>	32.802	1:50.238 P		10	13.385	15.624	32.921	32.003	1:33.933	158
9	13.336	15.980	34.140	32.677	1:36.133	159	11	13.156	15.424	33.774	<b>31.680</b>	1:34.034	158
10	14.106	16.097	34.521	32.942	1:37.666	159	12	13.137	15.606	33.684	32.378	1:34.805	158
11	<b>13.271</b>	<b>15.671</b>	34.096	<b>32.347</b>	<b>1:35.385</b>	159	<b>51 Samuel PEZZETTA (SA) (31th)</b>						
12	13.444	15.857	34.240	32.661	1:36.202	155	1	18.444	17.225	37.016	34.656	1:47.341 P	
<b>355 Laura BROWN (NSW) (17th)</b>							2	14.187	16.811	35.140	33.476	1:39.614	153
1	18.046	17.071	33.973	32.916	1:42.006 P		3	13.884	16.533	34.943	33.501	1:38.861	155
2	13.543	16.029	33.655	33.755	1:36.982	158	4	13.890	16.292	34.955	<b>33.134</b>	1:38.271	155
3	13.831	15.814	33.205	32.222	1:35.072	158	5	13.802	16.146	34.835	33.550	1:38.333	155
4	<b>13.248</b>	15.807	33.127	1:35.736	2:37.918	159	6	13.951	16.203	<b>34.591</b>	33.201	<b>1:37.946</b>	151
5	17.377	15.723	33.527	33.053	1:39.680 P		7	14.081	16.707	35.335	33.560	1:39.683	154
6	13.425	15.775	33.617	32.242	1:35.059	158	8	14.117	16.220	36.487	34.388	1:41.212	158
7	13.457	16.947	38.880	32.794	1:42.078	160	9	<b>13.773</b>	16.177	34.972	33.605	1:38.527	158
8	14.996	17.798	38.854	1:34.971	2:46.619	150	10	13.892	16.328	35.142	33.764	1:39.126	154
9	18.439	17.479	35.109	32.573	1:43.600 P		11	14.018	16.208	35.186	33.489	1:38.901	152
10	13.323	<b>15.719</b>	<b>32.857</b>	<b>32.078</b>	<b>1:33.977</b>	156	12	14.072	<b>16.105</b>	35.075	33.358	1:38.610	153
11	13.426	16.111	33.969	32.277	1:35.783	160	<b>16 James JACOBS (NSW) (25th)</b>						
<b>47 Zylas BUNTING (NSW) (9th)</b>							1	18.378	16.406	34.077	42.149	1:51.010 P	
1	16.932	16.734	33.847	32.696	1:40.209 P		2	14.092	16.451	33.628	32.487	1:36.658	164
2	13.471	15.932	33.414	34.664	1:37.481	159	3	<b>13.257</b>	<b>15.975</b>	33.642	<b>32.192</b>	<b>1:35.066</b>	164
3	13.628	15.778	33.026	32.311	1:34.743	157	4	13.320	16.268	33.697	32.248	1:35.533	163
4	13.461	15.808	33.168	37.938	1:40.375	160	5	13.320	16.035	<b>33.460</b>	1:07.010	2:09.825	162
5	<b>13.059</b>	15.544	33.168	31.933	1:33.704	162	6	24.041	16.187	33.978	32.403	1:46.609 P	
6	13.287	<b>15.391</b>	<b>32.374</b>	<b>31.930</b>	<b>1:32.982</b>	161	7	13.269	16.225	33.768	32.394	1:35.656	163
7	13.276	15.656	32.527	32.176	1:33.635	160	8	13.432	16.513	35.791	1:26.884	2:32.620	160
8	14.188	17.060	34.955	1:17.944	2:24.147	157	9	23.761	17.991	35.245	34.766	1:51.763 P	
<b>22 Zackary JOHNSON (VIC) (24th)</b>							10	14.268	18.353	35.560	32.547	1:40.728	161
1	18.235	17.249	34.490	32.639	1:42.613 P		11	13.355	16.295	33.695	32.398	1:35.743	158
2	13.572	15.782	<b>33.597</b>	32.544	1:35.495	160	<b>56 Jesse WOODS (TAS) (33th)</b>						
3	13.647	17.129	37.973	32.770	1:41.519	161	1	18.609	17.660	35.906	34.507	1:46.682 P	
4	<b>13.349</b>	<b>15.589</b>	33.613	<b>32.467</b>	<b>1:35.018</b>	160	2	14.169	17.274	35.424	33.962	1:40.829	158
<b>97 Peter NERLICH (VIC) (13th)</b>							3	14.088	17.277	35.359	34.194	1:40.918	159
1	17.894	16.877	34.421	33.153	1:42.345 P		4	<b>13.936</b>	17.166	35.037	<b>33.559</b>	1:39.698	159
2	13.389	15.964	33.628	32.329	1:35.310	161	5	14.029	17.214	35.190	33.685	1:40.118	160
							6	14.356	17.300	35.516	33.871	1:41.043	158

*Scott Laing*  
 Chief Timekeeper - Scott Laing

*Tom Williams*  
 Race Director - Tom Williams

*Paul Hinds*  
 Clerk of Course - Paul Hinds





# Winton Motor Raceway

## Round 2 : March 12 - 14



### AUSTRALIAN SUPERSPORT 300 CHAMPIONSHIP

Date: 12/03/21  
 Event: P13  
 Weather: Partly cloudy - Temp: 29.2C  
 Track: Dry - Temp: 40.8C

#### Practice 3

Started at: 14:46:43  
 Laps: 20 Min  
 Starters: 33  
 Printed at: 15:48

#### SPLIT TIMES

Lap	Split 1	Split 2	Split 3	Split 4	Lap Time	Spd	Lap	Split 1	Split 2	Split 3	Split 4	Lap Time	Spd
7	14.122	17.146	34.861	33.572	1:39.701	159	<b>32 Jai RUSSO (NSW) (11th)</b>						
8	14.023	16.992	<b>34.809</b>	33.639	<b>1:39.463</b>	156	1	20.352	18.462	33.861	32.986	1:45.661 P	
9	13.993	<b>16.972</b>	35.747	33.597	1:40.309	158	2	14.920	16.599	33.923	32.391	1:37.833	148
							3	<b>13.078</b>	15.925	34.259	57.914	2:01.176	159
<b>17 Oliver SHORT (VIC) (29th)</b>							4	18.294	16.090	33.331	32.416	1:40.131 P	
1	19.443	17.424	36.166	33.518	1:46.551 P		5	13.421	15.809	32.762	<b>31.703</b>	1:33.695	159
2	13.900	16.417	34.838	33.055	1:38.210	161	6	13.227	15.504	33.401	32.142	1:34.274	159
3	13.726	15.923	34.800	32.979	1:37.428	160	7	13.271	16.130	33.301	1:16.623	2:19.325	159
4	13.755	16.102	34.611	33.239	1:37.707	161	8	16.602	15.567	<b>32.570</b>	32.140	1:36.879 P	
5	13.845	16.286	34.526	33.427	1:38.084	160	9	13.208	15.297	33.017	31.746	<b>1:33.268</b>	157
6	13.839	16.200	35.335	33.146	1:38.520	158	10	13.459	15.892	33.514	32.147	1:35.012	160
7			1:19.836	33.048	1:52.884	159	11	13.192	<b>15.267</b>	32.709	32.257	1:33.425	156
8	13.893	16.241	34.980	32.908	1:38.022	158	12	13.242	15.929	37.183	33.290	1:39.644	158
9	13.764	16.199	33.846	32.601	1:36.410	157	<b>59 Tom DRANE (NSW) (5th)</b>						
10	13.598	15.673	33.868	<b>32.462</b>	<b>1:35.601</b>	164	1	17.173	16.050	37.355	32.310	1:42.888 P	
11	13.444	15.792	33.989	32.633	1:35.858	160	2	13.095	15.557	32.377	31.665	1:32.694	161
12	<b>13.248</b>	<b>15.652</b>	<b>33.727</b>	33.182	1:35.809	159	3	13.251	15.932	33.958	55.310	1:58.451	163
<b>181 Liam WATERS (QLD) (20th)</b>							4	21.759	16.459	33.294	<b>31.398</b>	1:42.910 P	
1	18.918	16.707	35.282	33.697	1:44.604 P		5	13.724	15.707	32.616	31.648	1:33.695	162
2	13.823	16.002	33.239	33.319	1:36.383	156	6	13.135	15.832	33.188	32.092	1:34.247	161
3	14.023	16.077	33.483	32.486	1:36.069	159	7	13.545	16.058	33.187	1:14.677	2:17.467	153
4	13.663	16.022	33.686	32.721	1:36.092	157	8	17.904	15.767	32.146	31.470	1:37.287 P	
5	13.785	16.040	33.388	32.961	1:36.174	157	9	13.163	15.571	<b>32.135</b>	31.582	1:32.451	159
6	13.605	15.993	33.722	32.467	1:35.787	155	10	13.120	15.574	32.679	32.972	1:34.345	159
7	13.663	16.046	33.576	32.304	1:35.589	156	11	<b>13.079</b>	<b>15.424</b>	32.192	31.687	<b>1:32.382</b>	160
8	13.589	15.988	35.825	33.358	1:38.760	156	<b>34 Benjamin ANGELIDIS (ACT) (32th)</b>						
9	13.591	15.966	<b>32.824</b>	32.150	1:34.531	159	1	19.942	17.968	36.774	34.814	1:49.498 P	
10	13.657	15.789	33.212	32.582	1:35.240	158	2	14.163	16.444	34.908	34.074	1:39.589	151
11	<b>13.444</b>	<b>15.677</b>	32.908	32.459	<b>1:34.488</b>	158	3	14.001	16.270	35.476	33.802	1:39.549	151
12	13.675	15.784	33.388	<b>31.969</b>	1:34.816	157	4	14.205	16.491	35.307	34.369	1:40.372	151
<b>63 Clay CLEGG (NSW) (8th)</b>							5	14.186	17.274	35.832	34.733	1:42.025	151
1	17.483	16.827	35.259	33.858	1:43.427 P		6	14.308	16.553	34.917	33.812	1:39.590	154
2	13.941	16.224	33.526	32.737	1:36.428	153	7	<b>13.875</b>	<b>16.208</b>	34.963	33.716	1:38.762	153
3	14.133	17.075	33.423	32.405	1:37.036	158	8	14.048	16.533	35.266	34.581	1:40.428	150
4	13.215	16.031	33.304	32.619	1:35.169	157	9	14.063	16.660	34.978	33.884	1:39.585	148
5	13.529	16.100	33.386	1:43.473	2:46.488	161	10	13.967	16.338	<b>34.735</b>	<b>33.682</b>	<b>1:38.722</b>	151
6	17.494	16.352	33.193	32.621	1:39.660 P		11	14.247	16.597	34.997	33.807	1:39.648	149
7	13.497	16.103	32.953	32.262	1:34.815	155	12	15.333	18.915	40.569	36.748	1:51.565	150
8	13.455	16.030	32.588	32.315	1:34.388	154	<b>3 Cameron DUNKER (NSW) (10th)</b>						
9	13.302	15.586	32.255	<b>31.600</b>	<b>1:32.743</b>	155	1	20.554	17.409	34.580	32.574	1:45.117 P	
10	<b>13.099</b>	<b>15.474</b>	32.780	32.000	1:33.353	160	2	13.357	15.719	32.906	32.004	1:33.986	159
11	13.254	15.524	<b>32.241</b>	31.744	1:32.763	156	3	13.749	15.818	33.799	32.148	1:35.514	160
12	13.249	15.932	33.323	31.734	1:34.238	157							

*Scott Laing*  
 Chief Timekeeper - Scott Laing

*Tom Williams*  
 Race Director - Tom Williams

*Paul Hinds*  
 Clerk of Course - Paul Hinds





# Winton Motor Raceway

## Round 2 : March 12 - 14



### AUSTRALIAN SUPERSPORT 300 CHAMPIONSHIP

#### Practice 3

Date: 12/03/21  
 Event: P13  
 Weather: Partly cloudy - Temp: 29.2C  
 Track: Dry - Temp: 40.8C

Started at: 14:46:43  
 Laps: 20 Min  
 Starters: 33  
 Printed at: 15:48

#### SPLIT TIMES

Lap	Split 1	Split 2	Split 3	Split 4	Lap Time	Spd	Lap	Split 1	Split 2	Split 3	Split 4	Lap Time	Spd
4	13.149	15.596	32.740	<b>31.638</b>	<b>1:33.123</b>	160	1	16.519	16.592	33.641	32.406	1:39.158 P	
5	13.510	15.687	<b>32.627</b>	31.679	1:33.503	161	2	13.224	15.569	32.679	32.076	1:33.548	160
6	13.173	15.679	33.188	31.893	1:33.933	160	3	13.148	<b>15.392</b>	32.787	32.255	1:33.582	161
7	13.297	15.869	33.249	1:25.704	2:28.119	161	4	13.416	16.036	33.345	1:45.390	2:48.187	158
8	17.979	15.701	32.668	31.931	1:38.279 P		5	17.788	15.599	32.478	31.970	1:37.835 P	
9	<b>13.088</b>	<b>15.563</b>	33.034	31.889	1:33.574	158	6	13.170	15.509	<b>32.406</b>	32.099	1:33.184	159
10	13.337	15.665	33.069	31.994	1:34.065	159	7	13.125	15.504	32.428	<b>31.554</b>	<b>1:32.611</b>	157
11	13.318	15.650	33.113	32.229	1:34.310	158	8	13.129	15.530	32.800	1:05.822	2:07.281	164
12	13.315	15.775	35.355	33.233	1:37.678	158	9	15.884	15.816	32.661	31.826	1:36.187 P	
							10	<b>13.047</b>	16.576	33.033	31.578	1:34.234	160

#### 78 Caleb GILMORE (MWT) (14th)

1	19.782	17.419	34.619	32.766	1:44.586 P	
2	13.375	15.651	32.767	31.901	1:33.694	159
3	13.365	15.799	33.354	32.190	1:34.708	164
4	13.255	15.750	32.748	31.922	1:33.675	157
5	13.270	15.685	<b>32.603</b>	32.028	<b>1:33.586</b>	159
6	13.802	16.268	34.988	3:38.815	4:43.873	157
7	25.427	16.252	33.288	32.033	1:47.000 P	
8	13.390	15.698	34.794	32.089	1:35.971	157
9	<b>13.246</b>	<b>15.589</b>	32.856	31.963	1:33.654	158
10	13.261	15.723	32.898	<b>31.787</b>	1:33.669	158

#### 49 Jake FARNSWORTH (NSW) (15th)

1	23.409	16.964	33.964	32.995	1:47.332 P	
2	13.578	16.189	33.354	32.630	1:35.751	158
3	13.344	15.876	33.599	33.058	1:35.877	162
4	13.420	16.000	33.015	32.179	1:34.614	158
5	13.477	15.954	33.203	32.137	1:34.771	158
6	13.566	16.009	33.058	32.568	1:35.201	159
7	13.598	16.687	34.001	32.973	1:37.259	157
8	13.518	15.793	33.333	32.543	1:35.187	160
9	13.270	15.683	33.052	31.900	1:33.905	159
10	<b>13.212</b>	15.729	32.859	<b>31.889</b>	<b>1:33.689</b>	159
11	13.434	<b>15.678</b>	<b>32.821</b>	31.922	1:33.855	158

#### 50 Carter THOMPSON (NSW) (1st)

1	16.247	15.936	32.201	31.624	1:36.008 P	
2	13.030	15.345	31.953	31.282	1:31.610	163
3	13.098	15.440	31.804	31.236	1:31.578	163
4	13.075	15.384	31.930	31.238	1:31.627	161
5	13.065	<b>15.221</b>	31.846	31.083	1:31.215	161
6	12.950	15.294	31.718	31.044	1:31.006	160
7	12.983	15.301	<b>31.508</b>	<b>30.840</b>	<b>1:30.632</b>	161
8	<b>12.828</b>	15.292	36.030	1:06.375	2:10.525	162
9	16.301	15.875	32.046	31.336	1:35.558 P	
10	13.512	15.918	32.144	32.070	1:33.644	160
11	13.452	15.770	33.675	32.172	1:35.069	159
12	13.461	15.604	33.960	32.073	1:35.098	158

#### 35 Varis FLEMING (VIC) (21th)

1	26.938	16.867	34.119	58.970	2:16.894 P	
2	16.840	16.415	33.934	32.505	1:39.694 P	
3	13.668	16.100	33.546	32.468	1:35.782	159
4	13.720	16.032	33.401	32.454	1:35.607	158
5	13.640	15.836	33.178	<b>31.983</b>	1:34.637	159
6	13.460	15.772	<b>33.164</b>	32.175	<b>1:34.571</b>	160
7	13.422	<b>15.728</b>	33.688	32.033	1:34.871	159
8	<b>13.291</b>	15.819	33.231	32.644	1:34.985	162
9	13.629	15.985	35.183	32.799	1:37.596	159
10	13.703	16.165	34.174	32.681	1:36.723	159

#### 121 Reece OUGHTRED (VIC) (6th)

*Scott Laing*  
 Chief Timekeeper - Scott Laing

*Tom Williams*  
 Race Director - Tom Williams

*Paul Hinds*  
 Clerk of Course - Paul Hinds





# Winton Motor Raceway

## Round 2 : March 12 - 14



### AUSTRALIAN SUPERSPORT 300 CHAMPIONSHIP


#### Practice 3


Date: 12/03/21  
 Event: P13  
 Weather: Partly cloudy - Temp: 29.2C  
 Track: Dry - Temp: 40.8C


Started at: 14:46:43  
 Laps: 20 Min  
 Starters: 33  
 Printed at: 15:48

#### FASTEST LAPS SEQUENCE

Race Time	No	Name	Machine	Fastest Lap	On Lap
1:53.025	12	Henry SNELL (QLD)	Yamaha YZF-R3	1:47.621	1
1:56.494	99	Jacob HATCH (NSW)	Yamaha YZF-R3	1:43.030	1
2:01.302	88	Joseph MARINIELLO (VIC)	Kawasaki Ninja	1:39.887	1
3:15.104	50	Carter THOMPSON (NSW)	Yamaha YZF-R3	1:36.008	1
3:28.118	12	Henry SNELL (QLD)	Yamaha YZF-R3	1:35.093	2
3:30.417	99	Jacob HATCH (NSW)	Yamaha YZF-R3	1:33.923	2
3:33.220	72	Benjamin BAKER (NSW)	Yamaha YZF-R3	1:31.969	2
4:46.714	50	Carter THOMPSON (NSW)	Yamaha YZF-R3	1:31.610	2
6:18.292	50	Carter THOMPSON (NSW)	Yamaha YZF-R3	1:31.578	3
9:21.134	50	Carter THOMPSON (NSW)	Yamaha YZF-R3	1:31.215	5
10:52.140	50	Carter THOMPSON (NSW)	Yamaha YZF-R3	1:31.006	6
12:22.772	50	Carter THOMPSON (NSW)	Yamaha YZF-R3	1:30.632	7

  
 Chief Timekeeper - Scott Laing

  
 Race Director - Tom Williams

  
 Clerk of Course - Paul Hinds







# Winton Motor Raceway

## Round 2 : March 12 - 14



### AUSTRALIAN SUPERSPORT 300 CHAMPIONSHIP

#### Practice 3

Date: 12/03/21  
 Event: P13  
 Weather: Partly cloudy - Temp: 29.2C  
 Track: Dry - Temp: 40.8C

Started at: 14:46:43  
 Laps: 20 Min  
 Starters: 33  
 Printed at: 15:48

#### BEST PARTIAL TIMES

Pos	Split 1		Split 2		Split 3		Split 4		LAP		Ideal	Fastest
	Name	Time	Name	Time	Name	Time	Name	Time	Name	Time		
1	O. SHORT	11.390	O. SHORT	13.715	O. SHORT	29.775	O. SHORT	27.086	O. SHORT	1:21.966	1:21.966	
2	G. NELSON	11.554	G. NELSON	13.903	G. NELSON	30.200	G. NELSON	27.586	G. NELSON	1:23.243	1:23.486	
3	H. SNELL	11.750	H. SNELL	14.211	H. SNELL	31.014	H. SNELL	28.205	H. SNELL	1:25.180	1:25.328	
4	L. QUINN	12.070	L. QUINN	14.865	C. THOMPSON	31.508	L. QUINN	28.555	L. QUINN	1:27.425	1:27.527	
5	C. THOMPSON	12.828	C. THOMPSON	15.221	L. QUINN	31.935	C. THOMPSON	30.840	C. THOMPSON	1:30.397	1:30.632	
6	B. BAKER	12.917	B. BAKER	15.223	J. MARINIELL	32.050	B. BAKER	31.236	B. BAKER	1:31.597	1:31.835	
7	J. MARINIELL	12.918	J. MARINIELL	15.246	B. DEMMERY	32.098	T. DRANE	31.398	J. MARINIELL	1:31.821	1:32.069	
8	P. NERLICH	13.034	J. RUSSO	15.267	J. HATCH	32.125	J. HATCH	31.508	T. DRANE	1:32.036	1:32.382	
9	R. OUGHTRE	13.047	P. NERLICH	15.288	T. DRANE	32.135	R. OUGHTRE	31.554	J. HATCH	1:32.203	1:32.625	
10	Z. BUNTING	13.059	B. DEMMERY	15.384	B. BAKER	32.221	C. CLEGG	31.600	B. DEMMERY	1:32.242	1:32.328	
11	J. RUSSO	13.078	Z. BUNTING	15.391	C. CLEGG	32.241	J. MARINIELL	31.607	R. OUGHTRE	1:32.399	1:32.611	
12	T. DRANE	13.079	R. OUGHTRE	15.392	Z. BUNTING	32.374	B. DEMMERY	31.607	C. CLEGG	1:32.414	1:32.743	
13	C. DUNKER	13.088	T. DRANE	15.424	R. OUGHTRE	32.406	C. DUNKER	31.638	J. RUSSO	1:32.618	1:33.268	
14	C. CLEGG	13.099	J. HATCH	15.463	J. RUSSO	32.570	P. NERLICH	31.680	Z. BUNTING	1:32.754	1:32.982	
15	J. HATCH	13.107	C. CLEGG	15.474	C. GILMORE	32.603	J. RUSSO	31.703	P. NERLICH	1:32.765	1:33.396	
16	P. BOGNAR	13.121	G. NELSON	15.561	C. DUNKER	32.627	G. NELSON	31.729	C. DUNKER	1:32.916	1:33.123	
17	B. DEMMERY	13.153	C. DUNKER	15.563	B. GAWITH	32.748	C. GILMORE	31.787	C. GILMORE	1:33.225	1:33.586	
18	J. FARNSWO	13.212	P. BOGNAR	15.571	P. NERLICH	32.763	H. SNELL	31.868	G. NELSON	1:33.331	1:33.370	
19	C. GILMORE	13.246	C. GILMORE	15.589	G. NELSON	32.787	J. FARNSWO	31.889	P. BOGNAR	1:33.570	1:34.006	
20	O. SHORT	13.248	Z. JOHNSON	15.589	J. FARNSWO	32.821	Z. BUNTING	31.930	J. FARNSWO	1:33.600	1:33.689	
21	L. BROWN	13.248	H. SNELL	15.601	L. WATERS	32.824	P. BOGNAR	31.959	H. SNELL	1:33.821	1:33.915	
22	G. NELSON	13.254	O. SHORT	15.652	L. BROWN	32.857	L. WATERS	31.969	L. BROWN	1:33.902	1:33.977	
23	J. JACOBS	13.257	J. NAHLOUS	15.671	T. AKSU	32.907	V. FLEMING	31.983	L. WATERS	1:33.914	1:34.488	
24	J. NAHLOUS	13.271	L. WATERS	15.677	P. BOGNAR	32.919	L. BROWN	32.078	B. GAWITH	1:34.143	1:34.143	
25	M. RINDEL	13.274	J. FARNSWO	15.678	H. SNELL	33.035	Z. PETTENDY	32.184	V. FLEMING	1:34.166	1:34.571	
26	V. FLEMING	13.291	M. RINDEL	15.695	V. FLEMING	33.164	J. JACOBS	32.192	T. AKSU	1:34.546	1:34.643	
27	H. SNELL	13.317	Z. KINNA	15.717	Z. PETTENDY	33.167	B. GAWITH	32.208	M. RINDEL	1:34.559	1:34.941	
28	Z. JOHNSON	13.349	L. BROWN	15.719	M. RINDEL	33.370	M. RINDEL	32.220	Z. PETTENDY	1:34.568	1:35.190	
29	Z. KINNA	13.377	V. FLEMING	15.728	Z. KINNA	33.418	J. NAHLOUS	32.347	J. JACOBS	1:34.884	1:35.066	
30	Z. PETTENDY	13.388	B. GAWITH	15.759	J. JACOBS	33.460	T. AKSU	32.441	J. NAHLOUS	1:34.947	1:35.385	
31	T. AKSU	13.413	T. AKSU	15.785	Z. JOHNSON	33.597	O. SHORT	32.462	Z. JOHNSON	1:35.002	1:35.018	
32	B. GAWITH	13.428	Z. PETTENDY	15.829	J. NAHLOUS	33.658	Z. JOHNSON	32.467	Z. KINNA	1:35.034	1:35.387	
33	L. WATERS	13.444	J. JACOBS	15.975	O. SHORT	33.727	Z. KINNA	32.522	O. SHORT	1:35.089	1:35.601	
34	J. PORT	13.652	S. PEZZETTA	16.105	J. PORT	34.015	J. PORT	32.780	J. PORT	1:36.735	1:36.735	
35	S. PEZZETTA	13.773	B. ANGELIDIS	16.208	S. PEZZETTA	34.591	S. PEZZETTA	33.134	S. PEZZETTA	1:37.603	1:37.946	
36	B. ANGELIDIS	13.875	J. PORT	16.288	B. ANGELIDIS	34.735	J. WOODS	33.559	B. ANGELIDIS	1:38.500	1:38.722	
37	J. WOODS	13.936	J. WOODS	16.972	J. WOODS	34.809	B. ANGELIDIS	33.682	J. WOODS	1:39.276	1:39.463	

*Scott Lang*  
 Chief Timekeeper - Scott Lang

*Tom Williams*  
 Race Director - Tom Williams

*Paul Hinds*  
 Clerk of Course - Paul Hinds





# Winton Motor Raceway

## Round 2 : March 12 - 14



### AUSTRALIAN SUPERSPORT 300 CHAMPIONSHIP


#### Combined Practices

#### MERGED CLASSIFICATION


Date: 12/03/21

Printed at: 15:48

Pos	No	Name	Machine	Event P02	Event P08	Event P13	Fastest Lap
1	50	Carter THOMPSON (NSW) / MotoStars / RS+C / Doctor Mak / Yamaha / YRD / Motul / Pirelli	Yamaha YZF-R3	1:32.301	1:31.457	1:30.632	1:30.632
2	72	Benjamin BAKER (NSW) / YRD / YMI / Shoei / Alpinestar / West Sliders / SCK / Utech Design	Yamaha YZF-R3	1:32.939	1:32.360	1:31.835	1:31.835
3	59	Tom DRANE (NSW) / Construction Supply Specialists / IC Cons / MD Steel	Yamaha YZF-R3	1:32.857	1:31.864	1:32.382	1:31.864
4	88	Joseph MARINIELLO (VIC) / Traction Control M-sport / In House Innovations / Earmold Aus / Goodlife Health	Kawasaki Ninja	1:32.867	1:32.856	1:32.069	1:32.069
5	97	Peter NERLICH (VIC) / PROWORX / Blayney M-c / Well Sprung M-c Suspension / Penrite Oil	Kawasaki Ninja	1:32.681	1:32.274	1:33.396	1:32.274
6	11	Brandon DEMMERY (NSW) / Mini Rev Heads / YRD / 2 Thugs Customs / RWW / Kenma	Yamaha YZF-R3	1:33.888	1:32.684	1:32.328	1:32.328
7	121	Reece OUGHTRED (VIC) / Dynoverks / Flux Fitness / Moto Go / TT Motorcycles / JAG / Sign Pro /	Yamaha YZF-R3	1:33.939	1:32.953	1:32.611	1:32.611
8	99	Jacob HATCH (NSW)	Yamaha YZF-R3	1:34.623	1:33.344	1:32.625	1:32.625
9	63	Clay CLEGG (NSW) / Williamson Bros / Akubra / Mavin Truck Centre / Central West Electrical	Yamaha YZF-R3	1:35.887	1:34.501	1:32.743	1:32.743
10	3	Cameron DUNKER (NSW) / MotoStars / RS+C / Doctor Mak / Yamaha / YRD / Motul / Pirelli	Yamaha YZF-R3	1:34.286	1:32.955	1:33.123	1:32.955
11	47	Zylas BUNTING (NSW) / PROWORX / Blayney M-c / Well Sprung M-c Suspension / Penrite Oil	Kawasaki Ninja	1:33.725	1:33.882	1:32.982	1:32.982
12	32	Jai RUSSO (NSW) / Russo Performance / YRD Yamaha / GTR MotoStars / Ricondi / AGV / TCX	Yamaha YZF-R3	1:35.175	1:33.431	1:33.268	1:33.268
13	39	Glenn NELSON (QLD) / Buddys Pest Control / Dynoverks / XXX Suspension	Yamaha YZF-R3	1:37.418	1:33.466	1:33.370	1:33.370
14	78	Caleb GILMORE (MWT) / Metcher Motorsport / Siemec / Fusport / Yamaha / YRD / YamaLube	Yamaha YZF-R3	1:34.772	1:33.477	1:33.586	1:33.477
15	49	Jake FARNSWORTH (NSW) / Full Noise Racing / Worth Race Developments / Freestyle Tattoo Studio	Kawasaki Ninja	1:36.278	1:34.304	1:33.689	1:33.689
16	12	Henry SNELL (QLD)	Yamaha YZF-R3	1:36.742	1:34.815	1:33.915	1:33.915
17	355	Laura BROWN (NSW) / Bikebiz / TheBareBird / S hark Helmets / IXON / Falco Motorcycle Boots	Yamaha YZF-R3	1:35.499	1:33.989	1:33.977	1:33.977
18	37	Patrick BOGNAR (QLD) / Dynoverks / OMC / Ricondi / Signpro	Yamaha YZF-R3	1:39.154	1:36.820	1:34.006	1:34.006
19	25	Brodie GAWITH (VIC)	Yamaha YZF-R3	1:37.786	1:36.031	1:34.143	1:34.143
20	95	Matthew RINDEL (VIC) / Gears Racing / Mick Hone M-cycles / Woodcraft / Top Hat Barber Shop / AMX	Yamaha YZF-R3	1:37.082	1:34.308	1:34.941	1:34.308
21	58	Lucas QUINN (QLD)	Yamaha YZF-R3	1:34.371			1:34.371
22	181	Liam WATERS (QLD) / Moto-shed	Yamaha YZF-R3	1:37.110	1:34.985	1:34.488	1:34.488
23	35	Varis FLEMING (VIC)	Yamaha YZF-R3	1:38.022	1:35.824	1:34.571	1:34.571

  
Chief Timekeeper - Scott Laing

  
Race Director - Tom Williams

  
Clerk of Course - Paul Hinds





# Winton Motor Raceway

## Round 2 : March 12 - 14



### AUSTRALIAN SUPERSPORT 300 CHAMPIONSHIP


#### Combined Practices


### MERGED CLASSIFICATION


Date: 12/03/21

Printed at: 15:48

Pos	No	Name	Machine	Event P02	Event P08	Event P13	Fastest Lap
24	91	Taiyo AKSU (QLD) / OP Racing / MMM Motorcycles	Yamaha YZF-R3	1:38.886	1:35.191	1:34.643	1:34.643
25	22	Zackary JOHNSON (VIC)	Kawasaki Ninja	1:38.957	1:34.728	1:35.018	1:34.728
26	16	James JACOBS (NSW) / X-Lite / Nedlands Studio / Bridgestone / Lucas Oils / EK Chains / Mototrack	Kawasaki Ninja	1:34.949	1:34.766	1:35.066	1:34.766
27	110	Zakary PETTENDY (NSW) / bikesales.com.au	Yamaha YZF-R3	1:46.904	1:35.144	1:35.190	1:35.144
28	7	Zane KINNA (VIC) / MotoGC Yamaha / Dynoverks	Yamaha YZF-R3	1:35.232	1:35.771	1:35.387	1:35.232
29	20	Jonathan NAHLOUS (NSW) / Complete AV	Kawasaki Ninja	1:38.331	1:36.922	1:35.385	1:35.385
30	17	Oliver SHORT (VIC) / MotoHeaven / James OHagen Photography / Marlo Hotel / Eastern Signs	Kawasaki Ninja	1:38.194	1:36.359	1:35.601	1:35.601
31	45	Jamie PORT (VIC) / Yamaha / AGV / Pirelli / Motul / Ricondi / Verafire	Yamaha YZF-R3	1:38.053	1:37.647	1:36.735	1:36.735
32	51	Samuel PEZZETTA (SA) / Donna Hoeymakers / Unitech Racing / Remo Contractors / SA Profiling	Yamaha YZF-R3	1:41.797	1:40.523	1:37.946	1:37.946
33	34	Benjamin ANGELIDIS (ACT) / Full Noise Racing / Freestyle Tattoo Studio / Worth Race Developments	Kawasaki Ninja	1:39.674	1:38.405	1:38.722	1:38.405
34	56	Jesse WOODS (TAS) / Badger Racing / Tyga Performance / Rodney Creed Chartered Accountant	Kawasaki Ninja	1:42.855	1:40.216	1:39.463	1:39.463

  
Chief Timekeeper - Scott Laing

  
Race Director - Tom Williams

  
Clerk of Course - Paul Hinds



[www.computime.com.au](http://www.computime.com.au)  
COMPUTIME RACE TIMING SYSTEMS PTY LTD





# Winton Motor Raceway

## Round 2 : March 12 - 14



ASBK.COM.AU f t i y

### AUSTRALIAN SUPERSPORT 300 CHAMPIONSHIP

#### Practice 3

Date: 12/03/21  
Event: P13  
Weather: Partly cloudy - Temp: 29.2C  
Track: Dry - Temp: 40.8C

Started at: 14:46:43  
Laps: 20 Min  
Starters: 33  
Printed at: 15:48

### RACE INFORMATION

Time	Description
14:46:43	Event Start
15:06:35	Rider 88 (Joseph MARINIELLO) CRASHED TURN 7 - RIDER UP
15:06:35	Rider 88 (Joseph MARINIELLO) CRASHED TURN 7 - RIDER UP
15:07:00	Chequered Flag
15:09:58	Track temps : Finish - 42.1 / Int 1 - 44.0 / Int 2 - 41.3 / Int 3 - 39.8
15:10:49	Event Finish

Chief Timekeeper - Scott Lang

Race Director - Tom Williams

Clerk of Course - Paul Hinds



[www.computime.com.au](http://www.computime.com.au)  
COMPUTIME RACE TIMING SYSTEMS PTY LTD

